



PINNACLE — ANALYTICS —

Potency Results

Sample Name: *White Runtz*
Client: Black Tie Group
Client Batch ID:

Pinnacle-Analytics.com
3549 Lear Way, Suite 101
Medford OR 97504
P:(541)300-8217

Sample ID: rC-D-34-C619

Date Sampled: 10/06/2022

Matrix: Flower

Date Reported: 10/12/2022

Prep Analyst: Jeff A.

Client License: N/A

Analysis Method: 0630322+1 H3 4-20-2022 #1.lcm

For R&D Purposes Only

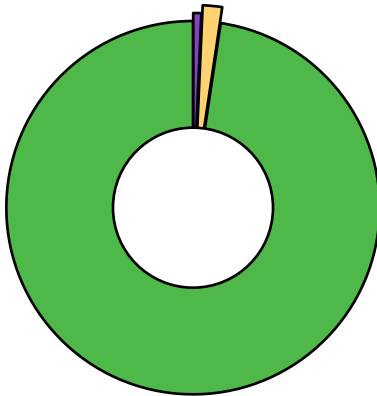
Sampling Method: N/A

Reference Method: JCB 2009: HPLC/DAD

Analysis Batch: 10-06-2022 H3 36, 276, 290, 292 Flower

Total THC (THCA*0.877+d9-THC)	14.7%
Total CBD (CBDA*0.877+CBD)	<LOQ%
Moisture Content	12.9%

Cannabinoid	% Weight	mg/g
CBDVA	<LOQ	<LOQ
CBDV	<LOQ	<LOQ
CBDA*	<LOQ	<LOQ
CBGA	0.117	1.17
CBG	<LOQ	<LOQ
CBD*	<LOQ	<LOQ
THCV	<LOQ	<LOQ
CBN	<LOQ	<LOQ
d9-THC*	0.282	2.82
d8-THC	<LOQ	<LOQ
CBC	<LOQ	<LOQ
THCA*	16.4	164.0
Total Cannabinoids	16.8	168.0



- CBGA
- d9-THC*
- THCA*

*ORELAP Accredited Analyte
Limit Of Quantitation: 0.1%, analyte not measured



These test results may not be altered or reproduced except in full without the permission of Pinnacle Analytics. These results were generated following the Oregon Administrative Rules and in accordance with the NELAP Institute under ORELAP License #4152
Report generated by Routine_Potency_Rev9_4-7-2022

Kris Ford, PhD
Lab Director



PINNACLE

— ANALYTICS —

Quality Control Results

Analyst: Jeff A.

Analysis Batch: 10-06-2022 H3 36, 276, 290, 292 Flower

Pinnacle-Analytics.com
3549 Lear Way, Suite 101
Medford OR 97504
P:(541)300-8217

	Duplicate RPD		LCS % Recovery		Method Blank	
	H-0-C604-b	Limit	C-FL-091522	Limits	C-FB-091522	Limit
CBDA	1.61%	10%	104.0%	90-110%	<LOQ/2	LOQ/2
CBD	0.118%	10%	110.0%	90-110%	<LOQ/2	LOQ/2
d9-THC	1.66%	30%	106.0%	90-110%	<LOQ/2	LOQ/2
THCA	<LOQ%	30%	101.0%	90-110%	<LOQ/2	LOQ/2


RPD: Relative Percent Difference between unknown sample and its duplicate

LCS: Laboratory Control Sample with known concentration

Case Comments: There were no divergences from ordinary Quality Control procedures or SOPs.



These test results may not be altered or reproduced except in full without the permission of Pinnacle Analytics. These results were generated following the Oregon Administrative Rules and in accordance with the NELAP Institute under ORELAP License #4152
Report generated by Routine_Potency_Rev9_4-7-2022


Kris Ford, PhD
Lab Director



PINNACLE — ANALYTICS —

Terpene Results

Sample Name: *White Runtz*
Client: Black Tie Group
Client Batch ID:

Pinnacle-Analytics.com
3549 Lear Way, Suite 101
Medford OR 97504
P:(541)300-8217

Sample ID: rC-D-34-C619

Client License:N/A

Matrix: Flower

For R&D Purposes Only

Date Received: 10/06/2022

Date Reported: 10/12/2022

Analysis Method: 220624 TerpenesNO IS.mdb

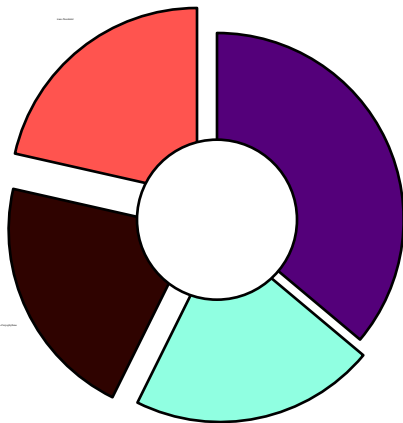
Analyst: Jeff A.

Analysis Batch: 221098 G1 36 290 Terpenes

Total Terpene Content	0.813%
Main Terpene	Limonene
Moisture Content	12.9%

Terpene	% Weight	mg/g
a-Pinene	<LOQ	<LOQ
Camphene	<LOQ	<LOQ
b-Myrcene	<LOQ	<LOQ
b-Pinene	<LOQ	<LOQ
3-Carene	<LOQ	<LOQ
a-Terpinene	<LOQ	<LOQ
cis-b-ocimene	<LOQ	<LOQ
● Limonene	0.323	3.23
p-cymene	<LOQ	<LOQ
trans-b-Ocimene	<LOQ	<LOQ
Eucalyptol	<LOQ	<LOQ
γ-Terpinene	<LOQ	<LOQ
Terpinolene	<LOQ	<LOQ
● Linalool	0.181	1.81
Isopulegol	<LOQ	<LOQ
Geraniol	<LOQ	<LOQ
● trans-b-Caryophyllene	0.149	1.49
a-Humelene	<LOQ	<LOQ
cis-Nerolidol	<LOQ	<LOQ
● trans-Nerolidol	0.160	1.60
Guaiol	<LOQ	<LOQ
Caryophyllene Oxide	<LOQ	<LOQ
a-Bisabolol	<LOQ	<LOQ
Total Terpenes	0.813	8.13

Limit Of Quantitation: 0.1%, analyte not measured



These test results may not be altered or reproduced except in full without the permission of Pinnacle Analytics. These results were generated following the Oregon Administrative Rules and in accordance with the NELAP Institute under ORELAP License #4152
Note: ORELAP does not offer terpene accreditation
Report generated by Terpenes_Rev2_3-4-2022

Kris Ford, PhD
Lab Director